

sparepart	part No.	code No.	
		GP 40	GP 50
shaft seal	10	2161.002201	2161.002401
slide flange	11	2161.001295	2161.001296
slide ring	12	2161.001226	2161.001265
O-ring	13	5642.ABBR01	5642.ABCD01
pressure ring	15	2161.001230	2161.001269
pressure spring	16	5512.WBD001	5512.WBD001
spring washer	17	2161.001228	2161.001267
brake disc	18	2161.001223	2161.001260
pressure limitation valve	19.1	2161.002009	2161.002009
safety pressure limitation valve	19.2	2161.001208	2161.001208
hexagon socket head cap screw	21-25, 28-29		
hexagon head cap screw / hexagon nut	26, 27		
complete set of gaskets	30	2161.002202	2161.002402
gaskets	31-38, 56, 78.5		
packing for stop valve	39	5643.ABAP01	5643.ABAP01
ball bearing with steal cage	41	5341.000003	5642.000002
bearing bush	42	2161.001219	2161.001256
tension ring	43	2161.001220	2161.001257
spring cage	44	2161.001229	2161.001268
snap ring	45	5541.AAL120	5541.AAR150
disc spring	46	5712.AGF001	5712.AHH001
impeller	47	2161.001243	2161.001285
shaft GP41 / GP51	48	2161.001210	2161.001251
shaft GP42 / GP52	49	2161.001211	2161.001252
oil pot	50	2161.001303	2161.001303
reservoir oil MR 520	51	9831.100001	9831.100001
side glass	52	2161.002001	2161.002001
oil fill screw	57	5116.OG4510	5116.OG4510
oil drain screw	58	5116.OG6210	5116.OG6210
coupling protection	59	2161.001215	2161.001217
		2161.001216	2161.001218
coupling, pump side	61	2494.000011	2494.000051
coupling, motor side	62/2	2494.000012	2494.000052
coupling, motor side	62/3	2494.000013	2494.000052
coupling, motor side	62/4	2494.000014	2494.000053
threaded stud	63		
coupling bush	64	2494.000005	2494.000006
motor flange	65	2161.001213	2161.001254
motor adapter ring	66	2161.001214	2161.001255

u-base	67	2161.001249	2161.001293
support plate	68	2161.001250	2161.001294
suction housing	71	2161.001233	2161.001273
discharge housing	72	2161.002207	2161.002407
intermediate piece narrow	73	2161.001238	2161.001278
intermediate piece large with bore	74	2161.001241	2161.001281
intermediate piece with support bearing GP 52	74.5		2161.001286
intermediate piece without bore	75	2161.001240	2161.001280
intermediate piece without bore GP 51A			2161.001283
bearing cover	76	2161.001306	2161.001307
distance bush	78	2161.001236	2161.001276
counter flange suction side	83	6412.E42K50	6412.E51K30
counter flange delivery side	84	6412.E42K60	6412.E51K40
hand wheel	85	5531.000001	5531.000001
valve spindle	86	4191.G1DA00	4191.G1DA00
stuffing box	87	6438.000001	6438.000001
base ring	88	6438.000004	6438.000004
locking pin	89.8	5723.AA0302	5723.AA0302
spindle guide bushing	89.7	2161.001201	2161.001201
conical suction strainer	91	2196.000001	2196.000002
complete GP repair kits			

shaft seal wear parts



part No. : 10
consisting of part No. 11, 12, 13, 35

typ of pump GP

41 / 41 S / 42 / 42 S

51 / 51 A / 51 S / 52 / 52 S

number of	weight [gr.]	code No.
-----------	--------------	----------

2	86	2161.002201
---	----	-------------

2	127	2161.002401
---	-----	-------------

slide flange



GP 40



GP 50

part No. : 11

typ of pump GP

41 / 41 S / 42 / 42 S

51 / 51 A / 51 S / 52 / 52 S

number of dimension weight [gr.]

2

Ø 40

82

code No.

2161.001295

2

Ø 50

120

2161.001296

slide ring



GP 40



GP 50

part No. : 12

typ of pump GP

41 / 41 S / 42 / 42 S

51 / 51 A / 51 S / 52 / 52 S

number of dimension weight [gr.]

2

Ø 22

2

code No.

2161.001226

2

Ø 28

3

2161.001265

o-ring



part No. : 13

typ of pump GP

41 / 41 S / 42 / 42 S

51 / 51 A / 51 S / 52 / 52 S

number of dimension weight [gr.] code No.

2 Ø 22 x 3,5 1 5642.ABBR01

2 Ø 28 x 5 3 5642.ABCD01

pressure ring



GP 40



GP 50

part No. : 15

typ of pump GP

41 / 41 S / 42 / 42 S

51 / 51 A / 51 S / 52 / 52 S

number of dimension weight [gr.]

code No.

2

Ø 42

60

2161.001230

2

Ø 42

40

2161.001269

pressure spring



part No. : 16

typ of pump GP

41 / 41 S / 42 / 42 S

51 / 51 A / 51 S / 52 / 52 S

number of dimension weight [gr.] code No.

2 3 x 38 x 34 17 5512.WBD001

2 3 x 38 x 34 17 5512.WBD001

spring washer



GP 40



GP 50

part No. : 17

typ of pump GP

41 / 41 S / 42 / 42 S

51 / 51 A / 51 S / 52 / 52 S

number of dimension weight [gr.]

2

Ø 60

105

code No.

2161.001228

2

Ø 73

127

2161.001267

brake disc



GP 40



GP 50

part No. : 18

typ of pump GP

41 / 41 S / 42 / 42 S

51 / 51 A / 51 S / 52 / 52 S

number of dimension weight [gr.]

2

Ø 70

23

code No.

2161.001223

2

Ø 86

23

2161.001260

pressure limitation valve



part No. : 19.1

typ of pump GP

41 / 41 S / 42 / 42 S

51 / 51 A / 51 S / 52 / 52 S

number of dimension weight [gr.]

1

90

code No.

2161.002009

1

90

2161.002009

safety pressure limitation valve



part No. : 19.2

typ of pump GP

41 / 41 S / 42 / 42 S

51 / 51 A / 51 S / 52 / 52 S

number of dimension weight [gr.]

1

20

code No.

2161.001208

1

20

2161.001208

hexagon socket head cap screw DIN 912 property class 8.8

dimension	part No.	typ of pump GP									number of	code No.
		GP41	GP41S	GP42	GP42S	GP51	GP51A	GP51S	GP52	GP52S		
M 5 x 25 ¹⁾	21	X	X	X	X	X	X	X	X	X	6	5112.000001
M 6 x 16 ¹⁾	22	X	X	X	X	X	X	X	X	X	8	5112.000002
M 8 x 25 ²⁾	23	X	X	X	X	X	X	X	X	X	12	5112.000012
M 8 x 20 ²⁾	24	X	X	X	X	X	X	X	X	X	8	5112.000011
M 10 x 25 ²⁾	25	X	X	X	X	-	-	-	-	-	8	5112.000015
M 12 x 30 ²⁾	25	-	-	-	-	X	X	X	X	X	8	5112.000019
M 16 x 100 ²⁾	28a	X	X	-	-	-	-	-	-	-	6	5112.000020
M 16 x 150 ²⁾	28a	-	-	-	-	X	X	X	-	-	6	5112.000022
M 16 x 140 ²⁾	28b	-	-	X	X	-	-	-	-	-	6	5112.000021
M 16 x 220 ²⁾	28b	-	-	-	-	-	-	-	X	X	6	5112.000023
M 10 x 25 ²⁾	29	X	X	X	X	-	-	-	-	-	4	5112.000015
M 12 x 25 ²⁾	29	-	-	-	-	X	X	X	X	X	4	5112.000018

1) = screw black

2) = screw

galvanised

hexagon head cap screw DIN EN ISO 4017 (DIN 933) property class 8.8

dimension	part No.	typ of pump GP									number of	code No.
		GP41	GP41S	GP42	GP42S	GP51	GP51A	GP51S	GP52	GP52S		
M 10 x 35	26a	X	X	X	X	-	-	-	-	-	4	5111.000025
M 12 x 35	26a	-	-	-	-	X	X	X	-	-	4	5111.000027
M 10 x 35	26b	X	X	X	X	-	-	-	-	-	4	5111.000025
M 12 x 45	26b	-	-	-	-	-	-	-	X	X	4	5111.000028

hexagon head cap screw DIN EN ISO 4014 (DIN 931) property class 8.8

dimension	part No.	typ of pump GP									number of	code No.
		GP41	GP41S	GP42	GP42S	GP51	GP51A	GP51S	GP52	GP52S		
M 16 x 65	27a	X	X	X	X	-	-	-	-	-	4	5111.000066
M 16 x 55	27a	-	-	-	-	X	X	X	X	X	8	5111.000091

hexagon nut EN 24032 (DIN 934) property class 8.8

dimension	part No.	typ of pump GP									number of	code No.
		GP41	GP41S	GP42	GP42S	GP51	GP51A	GP51S	GP52	GP52S		
M 10	26c	X	X	X	X	-	-	-	-	-	4	5151.000036
M 12	26c	-	-	-	-	X	X	X	X	X	4	5151.000035
M 16	27b	X	X	X	X	X	X	X	X	X	4 (8)	5151.000034

complete set of gaskets

part No. : 30

consisting of part No. 2x31, 1x 32, 5x33, 2x34, 2x35,
1x36, 3x37, 2x38, 2x78.5

typ of pump GP

41 / 41 S / 42 / 42 S

51 / 51 A / 51 S / 52 / 52 S

number of

weight [gr.]

code No.

1

70

2161.002202

1

80


2161.002402

gasket for GP 40 / GP 50

gasket for	GP	part No.	dimension	number of	code No.
suction connection	40	31	40/60 x 1	2	5632.000008
	50		50/67 x 1	2	5632.000010
discharge connection	40	32	40/60 x 2	2	5632.000009
	50		50/67 x 2	2	5632.000011
intermediate piece	40	33	138/149 x 0,3	3 (5) ¹⁾	5632.000019
	50		180/190 x 0,3	3 (5) ¹⁾	5632.000023
bearing cover	40	34	70/84 x 2	2	5632.000013
	50		80/100 x 2	2	5632.000015
slide flange	40	35	30/40 x 0,5	2	5632.000004
	50		38/50 x 0,5	2	5632.000007
oil pot	40/50	36	155/155 x 1,5	1	5632.000031
oil-fill screw	40/50	37	22/27 x 1,5	1	5641.000003
oil drain screw	40/50	38	14/20 x 1,5	2	5632.000002
gasket for side glass	40/50	56	30/40 x 2	1	5632.000005
felt ring	40	78.5	20/30 x 4	2	5641.000009
	50	78.5	25/37 x 5	2	5641.000010

1) = 3 f. GP
41/51 | 5 f.
GP42/GP52

packing for stop valve



part No. : 39

typ of pump GP

41 / 41 S / 42 / 42 S

51 / 51 A / 51 S / 52 / 52 S

number of dimension weight [gr.]

code No.

1

8/14 x 8

1

5643.ABAP01

1

8/14 x 8

1

5643.ABAP01

ball bearing with steel cage



part No. : 41

typ of pump GP

41 / 41 S / 42 / 42 S

51 / 51 A / 51 S / 52 / 52 S

number of dimension weight [gr.]

2

250

code No.

5341.000003

2

390

5341.000002

bearing bush



GP 40



GP 50

part No. : 42

typ of pump GP

41 / 41 S / 42 / 42 S

51 / 51 A / 51 S / 52 / 52 S

number of dimension weight [gr.]

2 Ø 45

2 Ø 55

225

code No.

2161.001219

2161.001256

tension ring



GP 40



GP 50

part No. : 43

typ of pump GP

41 / 41 S / 42 / 42 S

51 / 51 A / 51 S / 52 / 52 S

number of dimension weight [gr.]

2

Ø 55

2

Ø 63

95

code No.

2161.001220

2161.001257

spring cage



GP 40



GP 50

part No. : 44

typ of pump GP

41 / 41 S / 42 / 42 S

51 / 51 A / 51 S / 52 / 52 S

number of dimension weight [gr.]

2 Ø 55

2 Ø 62

100

code No.

2161.001229

2161.001268

snap ring DIN 471

dimension	part Nr.	typ of pump GP									number of	code No.
		GP41	GP41S	GP42	GP42S	GP51	GP51A	GP51S	GP52	GP52S		
22 x 1,2	45	X	X	X	X	-	-	-	-	-	4	5541.AAL120
28 x 1,5	45	-	-	-	-	X	X	X	X	X	2	5541.AAR150

disc spring DIN 6888

typ of pump GP

dimension	part No.	GP41	GP41S	GP42	GP42S	GP51	GP51A	GP51S	GP52	GP52S	number of	code No.
5 X 7,5	46	X	X	X	X	-	-	-	-	-	1 (2)	5712.AGF001
6 x 10	46	-	-	-	-	X	X	X	X	X	1 (2)	5712.AHH001

impeller



part No. : 47

typ of pump GP

41 / 41 S

51 / 51A / 51 S

42 / 42 S

52 / 52 S

number of dimension weight [gr.]

1

Ø 130

1

Ø 165

2

Ø 130

2

Ø 165

code No.

2161.001243

2161.001285

2161.001243

2161.001285

shaft GP 41 / GP 51

GP 41



GP 51



part No. : 48

typ of pump GP

41 / 41 S

51 / 51A / 51 S

number of dimension weight [gr.]

1 Ø 23 x 370

1 Ø 30 x 400

1875

code No.

2161.001210

2161.001251

shaft GP 42 / GP 52



part No. : 49

typ of pump GP

42 / 42 S

52 / 52 S

number of dimension weight [gr.]

1

Ø 23 x 410

1

Ø 30 x 474

2180

code No.

2161.001211

2161.001252

oil pot



part No. : 50

typ of pump GP

41 / 41 S / 42 / 42 S

51 / 51 A / 51 S / 52 / 52 S

number of dimension weight [gr.]

1

1

code No.

2161.001303

2161.001303

reservoir oil MR 520



part No. : 51

typ of pump GP

41 / 41 S / 42 / 42 S

51 / 51A / 51 S / 52 / 52 S

number of dimension weight [gr.]

1 ltr.

1 ltr.

code No.

9831.100001

9831.100001

side glass



part No. : 52

typ of pump GP

41 / 41 S / 42 / 42 S

51 / 51 A / 51 S / 52 / 52 S

number of dimension weight [gr.]

1

1

code No.

2161.002001

2161.002001

oil fill screw



part No. : 57

typ of pump GP

41 / 41 S / 42 / 42 S

51 / 51 A / 51 S / 52 / 52 S

number of dimension weight [gr.] code No.

1 M22 x 1,5 48 5116.OG4510

1 M22 x 1,5 48 5116.OG4510

oil drain screw



part No. : 58

typ of pump GP

41 / 41 S / 42 / 42 S

51 / 51 A / 51 S / 52 / 52 S

number of dimension weight [gr.] code No.

1 G 1/4" 15 5116.OG6210

1 G 1/4" 15 5116.OG6210

coupling protection**part No. : 59**

typ of pump GP	number of	dimension	weight [gr.]	code No.
41 / 41 S / 42 / 42 S	1	BG 80 / 90		2161.001215
	1	BG 100		2161.001216
51 / 51 A / 51 S / 52 / 52 S	1	BG 100 / 112		2161.001217
	1	BG 132		2161.001218

coupling motor side



part No. : 61

typ of pump GP

41 / 41 S / 42 / 42 S

51 / 51 A / 51 S / 52 / 52 S

number of dimension weight [gr.]

code No.

1

Ø 16

330

2494.000011

1

Ø 22

670

2494.000051

coupling motor side



part No. : 62 / 2

typ of pump GP

42

52

number of dimension weight [gr.]

1

BG 80

430

1

BG 100

750

code No.

2494.000012

2494.000052

coupling motor side



part No. : 62 / 3

typ of pump GP

41

51

number of dimension weight [gr.]

1

BG 90

430

code No.

2494.000013


1

BG 112

750

2494.000052

coupling motor side



part No. : 62 / 4

typ of pump GP

42

52

number of dimension weight [gr.]

1

BG 100

430

code No.

2494.000014

1

BG 132

2494.000053

threaded stud DIN 916

dimension	part No.	motor size					pumpside	number of	code No.
		BG 80	BG 90	BG 100	BG 112	BG 132			
M 8 x 6	63	-	X	-	-	X	-	1	5121.000009
M 8 x 12	63	X	-	X	X	-	-	1	5121.000012
M 8 x 16	63	-	-	-	-	-	X	1	5121.000013

coupling bush**part No. : 64****typ of pump GP****41 / 41 S / 42 / 42 S****51 / 51 A / 51 S / 52 / 52 S****number of dimension weight [gr.]****1****1****code No.****2494.000005****2494.000006**

motor flange**part No. : 65****typ of pump GP****41 / 41 S / 42 / 42 S****51 / 51 A / 51 S / 52 / 52 S****number of dimension weight [gr.]****1****1****code No.****2161.001213****2161.001254**

motor adapter ring



part No. : 66

typ of pump GP

42 / 42 S

52 / 52 S

number of dimension weight [gr.]

1

1

code No.

2161.001214

2161.001255

u - base



part No. : 67

typ of pump GP

41 / 41 S / 42 / 42 S

51 / 51 A / 51 S / 52 / 52 S

number of dimension weight [gr.]

1 Paar

1 Paar

code No.

2161.001249

2161.001293

sopport plate



part No. : 68

typ of pump GP

41 / 41 S / 42 / 42 S

51 / 51 A / 51 S / 52 / 52 S

number of dimension weight [gr.]

2

2

code No.

2161.001250

2161.001294

suction housing



part No. : 71

typ of pump GP

41 / 41 S / 42 / 42 S

51 / 51 A / 51 S / 52 / 52 S

number of dimension weight [gr.]

1

1

code No.

2161.001233

2161.001273

discharge housing incl. 58 + 38**part No. : 72****typ of pump GP****41 / 41 S / 42 / 42 S****51 / 51 A / 51 S / 52 / 52 S****number of dimension weight [gr.]****1****1****code No.****2161.002207****2161.002407**

intermediate piece narrow



part No. : 73

typ of pump GP

41 / 41 S / 42 / 42 S

51 / 51 A / 51 S / 52 / 52 S

number of dimension weight [gr.]

1 (2)

1110

code No.

2161.001238

1 (2)

3150

2161.001278

intermediate piece with bore



part No. : 74

typ of pump GP

42 / 42 S

52 / 52 S

number of dimension weight [gr.]

1

1260

code No.

2161.001241

1

3770

2161.001281

intermediate piece with support bearing GP 52



part No. : 74.5

typ of pump GP

52 / 52 S

number of dimension weight [gr.]

1

code No.

2161.001286

intermediate piece without bore



part No. : 75

typ of pump GP

41 / 41 S / 42 / 42 S

51 / 51 A / 51 S / 52 / 52 S

number of dimension weight [gr.]

1

1375

code No.

2161.001240

1

3800

2161.001280

intermediate piece without bore GP 51 A



part No. :

typ of pump GP

51 A

number of dimension weight [gr.]

1

code No.

2161.001283

bearing cover



part No. : 76

typ of pump GP

41 / 41 S / 42 / 42 S

51 / 51 A / 51 S / 52 / 52 S

number of dimension weight [gr.]

2

2

code No.

2161.001306

2161.001307

distance bush**part No. : 78****typ of pump GP****41 / 41 S / 42 / 42 S****51 / 51 A / 51 S / 52 / 52 S****number of dimension weight [gr.]****1****1****code No.****2161.001236****2161.001276**

counter flange suction side



part No. : 83

typ of pump GP

41 / 41 S / 42 / 42 S

51 / 51 A / 51 S / 52 / 52 S

number of dimension weight [gr.]

1 DN 40


1 DN 50

code No.

6412.E42K50

6412.E51K30

counter flange delivery side



part No. : 84

typ of pump GP

41 / 41 S / 42 / 42 S

51 / 51 A / 51 S / 52 / 52 S

number of dimension weight [gr.]

1 DN 40

1 DN 50

code No.

6412.E42K60

6412.E51K40

hand wheel**part No. : 85****typ of pump GP****41 / 41 S / 42 / 42 S****51 / 51 A / 51 S / 52 / 52 S****number of dimension weight [gr.]****code No.****1****Ø 50/6****25****5531.000001****1****Ø 50/6****25****5531.000001**

valve spindle



part No. : 86

typ of pump GP

41 / 41 S / 42 / 42 S

51 / 51 A / 51 S / 52 / 52 S

number of	dimension	weight [gr.]	code No.
-----------	-----------	--------------	----------

1	DN 10	25	4191.G1DA00
---	-------	----	-------------

1	DN 10	25	4191.G1DA00
---	-------	----	-------------

stuffing box**part No. : 87****typ of pump GP****41 / 41 S / 42 / 42 S****51 / 51 A / 51 S / 52 / 52 S****number of dimension weight [gr.]****1****8****code No.****6438.000001****1****8****6438.000001**

base ring



part No. : 88

typ of pump GP

41 / 41 S / 42 / 42 S

51 / 51 A / 51 S / 52 / 52 S

number of dimension weight [gr.]

code No.

1

Ø 8

2

6438.000004


1

Ø 8

2

6438.000004

locking pin



part No. : 89.8

typ of pump GP

41 / 41 S / 42 / 42 S

51 / 51 A / 51 S / 52 / 52 S

number of dimension weight [gr.]

1

3 x 30

1

3 x 30

code No.

5723.AA0302

5732.AA0302

spindle guide bushing**part No. : 89.7****typ of pump GP****41 / 41 S / 42 / 42 S****51 / 51 A / 51 S / 52 / 52 S****number of dimension weight [gr.] code No.****1 M16 x 1,5 x 18 2161.001201****1 M16 x 1,5 x 18 2161.001201**

conical suction strainer**part No. : 91****typ of pump GP****41 / 41 S / 42 / 42 S****51 / 51 A / 51 S / 52 / 52 S****number of dimension weight [gr.]****1****1****15****20****code No.****2196.000001****2196.000002**

repair kits	part No.	code No.	
		GP 40	GP 50
repair kit N	N	2261.002203	2161.002403
for normal supply with parts: 2 x shaft seals No. 10 1 set of gskets No. 30			
		GP 41	GP 51 / GP 51 A
repair kit E	E	2161.002204	2161.002404
for single stage pumps for extended supply with parts: 2 x parts No. 10, 15, 16, 41, 45 1 x parts No. 19.1, 19.2, 30, 47, 48			
		GP 42	GP 52
repair kit E	E	2161.002205	2161.002405
for two-stage pumps for extended supply with parts: 2 x parts No. 10, 15, 16, 41, 45 1 x parts No. 19.1, 19.2, 30, 47, 49			
